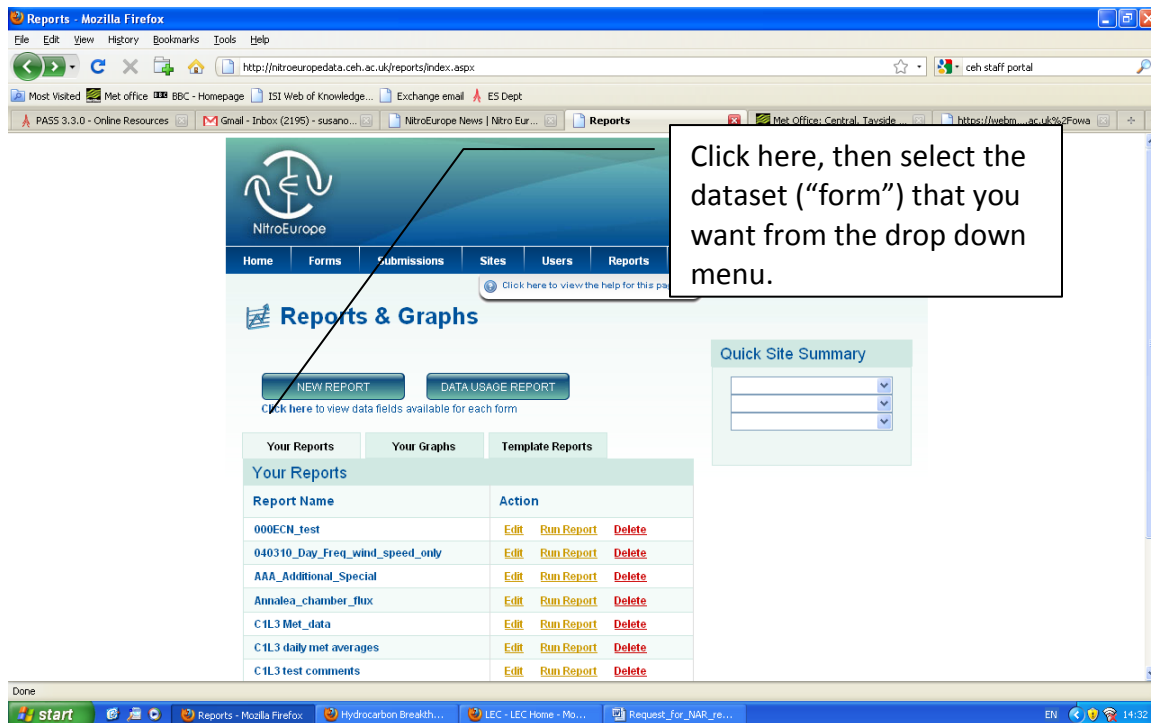


To investigate which data fields are currently available on the NitroEurope “Field and manipulation site measurements and site simulation output (C1-C3)” database (Feb 2012)

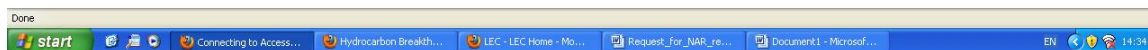
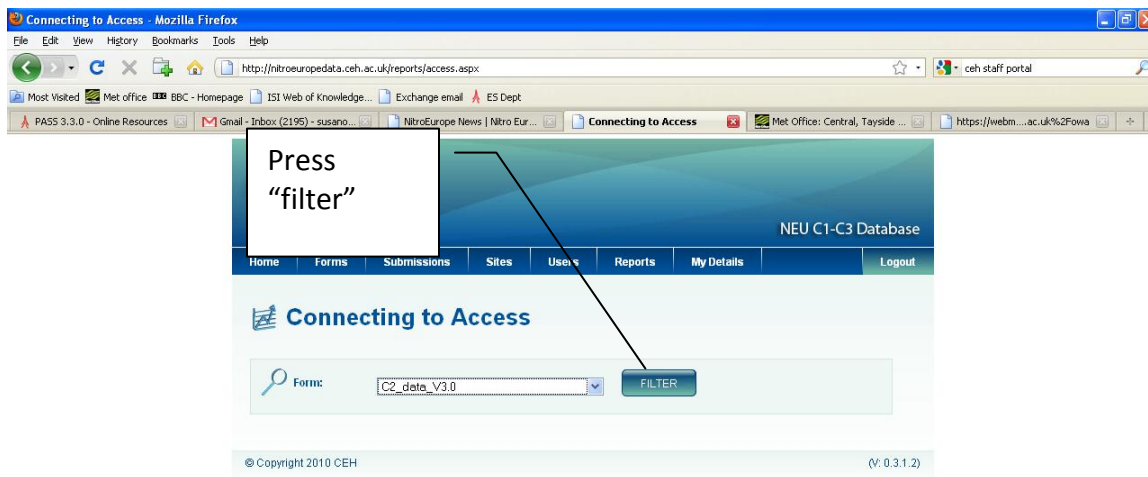
This document describes how you can see what data fields are available for downloading (“reporting”), directly from the database, once you have logged in. However, descriptions of data fields available and associated information, are also downloadable from the web site.

1. Click on the REPORTS tab from your home page.
2. Click “Click here to view data fields available for each form “ (It’s just under the “NEW REPORT” button).....



Click here, then select the dataset (“form”) that you want from the drop down menu.

Report Name	Action
000ECN_test	Edit Run Report Delete
040310_Day_Freq_wind_speed_only	Edit Run Report Delete
AAA_Additional_Special	Edit Run Report Delete
Annalea_chamber_flux	Edit Run Report Delete
C1L3_Met_data	Edit Run Report Delete
C1L3_daily_met_averages	Edit Run Report Delete
C1L3_test_comments	Edit Run Report Delete



You'll get a report on the screen with worksheet name/code in column 1, field name in column 2 and a description of that field in the 5th column. Press "Save to EXCEL" to download this report – you can then find the data fields you are interested in, read the description, and then decide which fields contain the data that you want to download....

Worksheet	Field	Unit	Attribute	Description
1.3	Treatment_1_name			Name of treatment 1 in experiment
1.3	Treatment_2_name			Name of applied treatment 2 in experiment